

HARMAN™

BUILT TO A STANDARD, NOT A PRICE

XXXV

PELLET STOVE



BUILT TO A STANDARD NOT A PRICE

Sealed hopper holds
up to 65 lbs.

Large viewing area

Large, concealed ash pan



Variable speed blower

Intricate cast detailing

Heat-reactive
mirrored glass



XXV PELLET STOVE

The XXV pellet stove is a tribute to 25 years of Harman success and an uncompromising commitment to quality. It's also the quietest Harman pellet stove ever.

The XXV utilizes PelletPro and ESP technology to burn any grade of pellet with precision control. Up to 50,000 BTUs of high-efficiency, even heat provide extended performance with minimal maintenance. Intricate oak leaf styling and traditional cast iron craftsmanship deliver a distinctive look in any space.





XXV shown with optional Majolica Brown enamel



XXV shown standard.

FEATURES & OPTIONS

The XXV was engineered with distinctive features offering convenience, safety and style. Superior craftsmanship and advanced operation combine in this powerful pellet stove.

Features

- 50,000 BTUs—heats 900 to 2,300 square feet¹
- Up to 65 lb. hopper capacity
- 76% efficiency
- Automatic ignition and temperature control
- Quiet, variable speed blower
- Exclusive door air wash system
- Large ash pan

Options

- Majolica Brown enamel finish
- Top vent adapter kit with 6" pipe
- Direct Vent outside air kit
- Direct Vent wall pass-through

PelletPro™ System

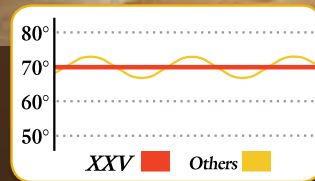
The patented PelletPro system makes it possible to burn any grade of pellet fuel with maximum heat and efficiency. A bottom-up feeding system burns each pellet completely and allows for 24-hour heating.

Scan with your smartphone to learn more about the PelletPro System, or visit HarmanStoves.com.



ESP Temperature Control

Harman pellet stoves utilize an advanced Exhaust Sensing Probe (ESP) system to deliver precision heating control. ESP constantly monitors and adjusts heat output to maintain set room temperatures within 1 degree.



The XXV's **temperature control** helps maintain a consistent room temperature.

Scan with your smartphone to learn more about ESP Temperature Control, or visit HarmanStoves.com.

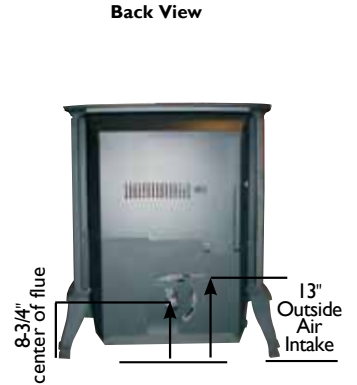



SPECIFICATIONS


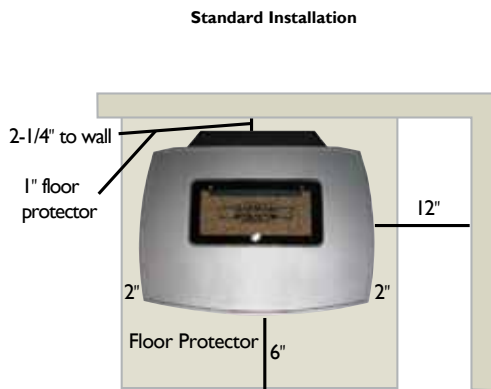


XXV PELLET STOVE	BTU/hr Input	Heating Capacity ¹	Hopper Capacity	Fuel Type	Particulate Emissions	Blower Size	Outside Air Size	Fuse Rating	Weight	Flue Size	Minimum Floor Protection
	0 - 50,000	900 - 2,300 sq. ft.	65 lbs.	Biomass Wood Pellets	0.9 g/hr	175 CFM	2.375"	6 amp	375 lbs.	3"	32" w x 32" d

Dimensions



Clearances to Combustibles



YOUR HARMAN DEALER IS:

HARMANTM
BUILT TO A STANDARD. NOT A PRICE

A brand of
Hearth & Home Technologies, Inc
352 MOUNTAIN HOUSE ROAD
HALIFAX, PA 17032
WWW.HARMANSTOVES.COM

facebook.com/HarmanStoves
twitter.com/HarmanStoves
youtube.com/HarmanStoves

LIMITED LIFETIME WARRANTY²

The strongest in the industry, Harman provides a limited lifetime warranty on most important aspects: firebox and heat exchanger.

¹See your local authorized Harman dealer for help in determining the product that best suits your heating needs based on climate and home efficiency.

²For full warranty details, visit www.harmanstoves.com

Actual product appearance, including flame, may differ from image. Tested by QMW-Test Laboratories - ASTM-E1509, UL-C1492, OREGON 814-23-900 PER 40CFR-60.530 sup part AAA per EPA method 28A and 5G. Product specifications and pricing subject to change without notice. The images and descriptions in this brochure are provided to assist you in product selection only. Fuel density and pellet shape may affect hopper capacity. Btu's may vary depending on type of fuel used. Refer to installation manual for complete clearance requirements and specifications.

Fireplace, stove and insert surfaces get extremely HOT and can cause severe burns if touched. Keep a safe distance away. To learn more visit www.harmanstoves.com/fireplacesafety

HAR-1108U-0812